

## CANOPY TENT

• 10' x 10'



Bleed area



Make your artboard at this size. Make sure your background extends to fill the whole bleed area to avoid white edges!



Cut Line

This is where we aim to cut in production.



Safe area

Make sure important aspects of your design like text and logos are inside the safe area to avoid being cut off.



### Image

Artwork should be a vector PDF or images at 300dpi to avoid pixelated images. Please don't forget to embed all images.



### Save File as PDF

Save files as PDF or AI (Adobe Illustrator) files.  
**Please outline all fonts** and delete guidelines!



### Colour





Set your colour profile as CMYK instead of RGB, which cannot always be replicated. We cannot be responsible for variances in final printed colours.



### Additional Files

Please provide all font files and original image files if any editing is required. All PDF images must be embedded in the document.

## Any Questions?

-  = BLEED AREA
-  = SAFE AREA
-  = FINISHED SIZE
-  = VELCRO

Scale - 1:10

