










BOOKLETS • 8.5" X 11"



-  **Bleed area (8.75" x 11.25")** 
Make your artboard at this size. Make sure your background extends to fill the whole bleed area to avoid white edges!
-  **Cut Line (8.5" x 11")**
This is where we aim to cut in production.
-  **Safe area (8.25" x 10.75")**
Make sure important aspects of your design like text and logos are inside the safe area to avoid being cut off.

note: create each page as an individual artboard, not as a spread.

-  **Image**
Artwork should be a vector PDF or images at 300dpi to avoid pixelated images. Please don't forget to embed all images.
-  **Save File as PDF**
Save files as PDF or AI (Adobe Illustrator) files.
Please outline all fonts and delete guidelines!
-  **Colour**
Set your colour profile as CMYK instead of RGB, which cannot always be replicated. We **cannot** be responsible for variances in final printed colours. Printed samples are available at an additional cost.
-  **Additional Files**
Please provide all font files and original image files if any editing is required. All PDF images must be embedded in the document.

Any Questions?

note: create each page as an individual artboard, not as a spread.

Actual size